





# APPLICATION FOR VOTE BY MAIL BALLOT

Please type or print clearly in ink. All information required unless marked optional.


1	<b>I hereby apply for a Mail-In Ballot for the:</b> (CHECK ONLY ONE) <input type="checkbox"/> General (November) <input type="checkbox"/> Primary <input type="checkbox"/> Municipal <input type="checkbox"/> School* <input type="checkbox"/> Fire <input type="checkbox"/> Special _____ To be held on ____/____/____ <small>Specify Date</small>			<small>* By applying for the April Annual School Election, you will receive a Mail-In Ballot for all Special School Elections until the next Annual School Election.</small>	<b>SPECIAL STATUS</b> Check if you are: <input type="checkbox"/> Active Duty Military Voter <input type="checkbox"/> Overseas Voter <input type="checkbox"/> None of the Above
	2	Last Name <small>(Type or Print)</small>	First Name <small>(Type or Print)</small>		
3	<b>Address at which you are registered to vote</b> Street Address or RD# _____ Apt. _____ Municipality (City/Town) _____ State _____ Zip _____			<b>4</b> <b>Mail my ballot to the following address:</b> <input type="checkbox"/> Same Address as Section 3 <small>Please include any</small> _____ <small>PO Box, RD#, State/Province, Zip/Postal Code &amp; Country (if outside US)</small> _____	<b>5</b> Date of Birth ____/____/____
	6	Day Time Phone Number (____) _____	7		
8	<b>Signature</b>  Please sign your name as it appears in the Poll Book.			9	Today's Date ____/____/____

## OPTIONAL - ONLY COMPLETE SECTIONS 10 THROUGH 12 IF APPLICABLE

10	<b>Voter Options to Automatically Receive Ballots in Future Elections</b> <small>You may choose either option, both options, or none of the options. YOU ARE NOT REQUIRED TO CHOOSE AN OPTION. If you do not choose any option, you will only be sent the ballot for the election you chose in Section 1.</small>				
	* <b>A</b> <input type="checkbox"/> I wish to receive a Mail-In Ballot for all elections to be held during the <b>REMAINDER OF THIS CALENDAR YEAR.</b> * <b>B</b> <input type="checkbox"/> I wish to receive a Mail-In Ballot in <b>ALL FUTURE NOVEMBER GENERAL ELECTIONS</b> , until I request otherwise. <small>* Please Note: Your ballot can only be sent to the mailing address supplied on this application; if your address changes, you must notify the County Clerk in writing.</small>				
11	<b>Assistor</b> <small>Any person providing assistance to the voter in completing this application must complete this section.</small>				
	Name of Assistor <small>(Type or Print)</small>		Signature of Assistor 		Date ____/____/____
12	<b>Authorized Messenger</b> <small>Any voter may apply for a Mail-In Ballot by Authorized Messenger. Messenger shall be a family member or a registered voter of this County. No Authorized Messenger can (1) be a Candidate in the election for which the voter is requesting a Mail-In Ballot or (2) serve as messenger for more than TEN qualified voters per election.</small>				
	I designate _____ to be my Authorized Messenger. <small>Print Name of Authorized Messenger</small>				
Address of Messenger		Apt.	Municipality (City/Town)	State	Zip
Signature of Voter 		Date ____/____/____			

 Authorized Messenger must sign application and show photo ID in the presence of the County Clerk or County Clerk designee.

**"I do hereby certify that I will deliver the Mail-In Ballot directly to the voter and no other person, under penalty of law."**

Signature of Messenger  \_\_\_\_\_ Date \_\_\_\_/\_\_\_\_/\_\_\_\_

**OFFICE USE ONLY**

Voter Reg # \_\_\_\_\_

Muni Code # \_\_\_\_\_ Party \_\_\_\_\_

Ward \_\_\_\_\_ District \_\_\_\_\_

## INSTRUCTIONS

- Fill out application.
- Print and sign your name where indicated.
- Mail or Deliver application to the County Clerk.

## DO NOT FAX OR E-MAIL

Unless you are a Military or Overseas Voter

## VOTING INFORMATION

1. You must be a registered voter in order to apply for a Mail-In Ballot.
2. Once you apply for a Mail-In Ballot, you will not be permitted to vote by machine at your polling place in the same election.
3. You will receive instructions with your ballot.
4. Your Mail-In Ballot must be received by the County Board of Election before close of polls on Election Day.
5. Do not submit more than one application for the same election.
6. You must apply for a Mail-In Ballot for each election, unless you designate otherwise under "Voter Options."

## PLEASE NOTE

A voter may apply for a Mail-In Ballot by mail up to 7 days prior to the election. He or she may also apply in person to the County Clerk until 3 P.M. the day before the election.


Note also that voters have an option of indicating on an application for a Mail-In Ballot that they would prefer to receive a ballot for each election that takes place during the remainder of the calendar year.

Voters also now have an option of automatically receiving a Mail-In Ballot for each General Election. If such voter no longer wants this option, the County Clerk's office must be notified in writing.

## WARNING

*This application must be received by the County Clerk not later than 7 days prior to the election, unless you apply in person or via an authorized messenger during County Clerk's office hours, but no later than 3 P.M. the day prior to the election.*

PLACE  
POSTAGE  
HERE  
BEFORE  
MAILING



\_\_\_\_\_  
Name


\_\_\_\_\_  
Street Address

\_\_\_\_\_  
City, State, Zip Code

## APPLICATION FOR VOTE BY MAIL BALLOT

The Honorable Christopher J. Durkin  
P.O. Box 690  
Newark, NJ 07101-0690

**APPLICATION  
FOR  
VOTE BY  
MAIL BALLOT**



Christopher J. Durkin  
Essex County Clerk

**Please Seal with Tape and Return**